




Problem

Managing risk in a spreadsheet often makes your Risk Register unusable. If you are using a spreadsheet to manage risk, you are likely having difficulty with:



- **Collaboration** with your team members.
- **Managing up** with reports and communications to Executive Management.
- **Managing down** by associating risks to projects and people to tasks.
- **Tracking risk reduction** over time.
- **Producing a security program roadmap** to forecast how and when things improve.


How do you effectively manage your program with manual processes?

Traditional Governance Risk, and Compliance (GRC) applications **require a lot of effort to implement and operate**. They are typically just configurable platforms that put the onus on the user to design the practitioner process.



Solution

The **Reasonable Risk** SaaS governance application:

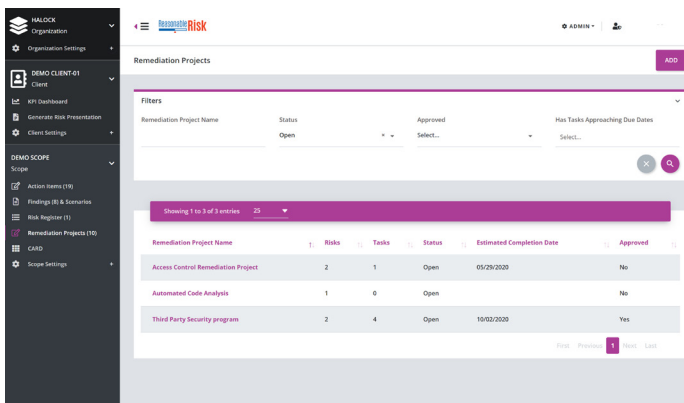
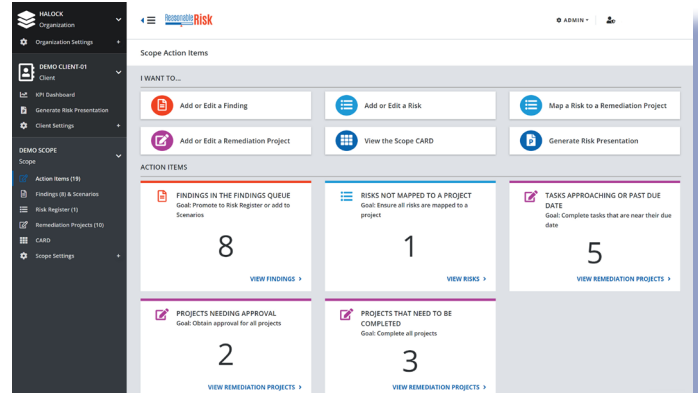


- Provides a governance tool that is both **easy to implement and has a very quick time to value**.
- **Bridges the gap** between spreadsheets and heavy GRC packages.
- **Was created by the same team that authored the CIS Risk Assessment Method (CIS RAM)**.
- **Designed by practitioners for practitioners**.
- **Enables legal defensibility** via Duty of Care Risk Analysis (DoCRA).
- **Provides executive reporting** for budget requests, program status, etc.

Highlighted Features

Dashboard with Overview of Organization's Risk Posture

- Facilitates risk identification, definition, and prioritization with DoCRA-based scoring in an *easy-to-use* Risk Register.
- Different user roles with a variety of permissions and audit log.
- Alerts users on findings and risks that have gone unaddressed for specified periods of time.
- Sandbox capabilities for assessment “Findings” and remediation snapshots, or “Scenarios,” to model safeguard controls.



Remediation Projects - Tasks and Updates with Built-in Dependencies

- Reasonable Risk identifies an acceptable level of risk for the program.
- Only remediate unacceptable risks based on what is reasonable.
- Map risks to remediation projects with ongoing tracking.
- Roadmap of risk reduction as you mitigate identified risks.
- Risk scoring updates as tasks are completed.

Executive Reporting & Budget Approval

- Simple wizard for instant executive report PPT presentations.
- Pre-mapped field data instantly imported with meaningful findings, risks, projects, and tasks.
- Visualize program progress over time and identify program changes.
- Visualize planned vs. actual risk reduction and list of identified unacceptable risks.
- Budget requests and budget variances and why.
- Project-level & risk-level budget details.

Big Picture: Program Progress Over Time

	May 2022	June 2022	July 2022	Aug 2022	Sep 2022	Oct 2022	Nov 2022	Dec 2022	Jan 2023	Feb 2023	Mar 2023	April 2023
High	5	10	15	20	15	10	10	9	8	7	5	3
Unacceptable			8	10	17	14	14	12	10	9	8	5
Acceptable		1	2	5	8	20	26	31	34	36	39	44
Total	5	11	25	35	40	44	50	52	52	52	52	52

